

325405 ✓ ACTIVE

AMPOWER

TE Internal #: 325405

Ring Terminals & Spade Terminals, Rectangular Tongue, 00 AWG

Wire Size, 67 – 70 mm² Wire Size, 119500 – 150500 CMA Wire Size,

AMPOWER

[View on TE.com >](#)



Terminals & Splices > Ring Terminals & Spade Terminals > AMPOWER TERMINAL 1 STUD HOLE



Ring & Spade Terminal Type: **Rectangular Tongue**

Wire Size: 119500 – 150500 CMA

Stud Size: 1/2, M12

[All AMPOWER TERMINAL 1 STUD HOLE \(51\)](#)

Features

Product Type Features

Stud Size	1/2, M12
Sealable	No

Configuration Features

Number of Holes	1
Terminal Angle	180 °

Body Features

Inspection Slot	Yes
Weight per Piece	23.587 g

Contact Features

Military Part Class	Class II
Ring & Spade Terminal Type	Rectangular Tongue
Barrel Type	Closed
Terminal Orientation	Offset
Terminal Plating Material	Tin

Mechanical Attachment

Wire Insulation Support	Without
-------------------------	---------

Dimensions



Wire Size	119500 – 150500 CMA
Stud Diameter	13.08 mm[.515 in]
Tongue Thickness	2.79 mm[.11 in]
Overall Product Length	53.59 mm[2.101 in]
Barrel Inside Diameter	13.03 mm[.513 in]

Usage Conditions

Insulation Option	Uninsulated
Operating Temperature Range	-55 – 105 °C[-67 – 221 °F]

Operation/Application

Compatible With Wire Base Material	Copper
Compatible With Wire Plating Material	Tin
Heavy Duty	No

Industry Standards

Government Qualified	No
----------------------	----

Packaging Features

Packaging Quantity	50
Packaging Method	Box

Other

Comment	Electrodeposited Tin Plate per MIL-T-10727.
---------	---

Product Compliance

[For compliance documentation, visit the product page on TE.com>](#)

EU RoHS Directive 2011/65/EU	Compliant
EU ELV Directive 2000/53/EC	Compliant
China RoHS 2 Directive MIIT Order No 32, 2016	No Restricted Materials Above Threshold
EU REACH Regulation (EC) No. 1907/2006	Current ECHA Candidate List: JUNE 2022 (224) Candidate List Declared Against: JUNE 2022 (224) Does not contain REACH SVHC
Halogen Content	Low Halogen - Br, Cl, F, I < 900 ppm per homogenous material. Also BFR/CFR/PVC Free
Solder Process Capability	Not applicable for solder process capability




Product Compliance Disclaimer


This information is provided based on reasonable inquiry of our suppliers and represents our current actual knowledge based on the information they provided. This information is subject to change. The part numbers that TE has identified as EU RoHS compliant have a maximum concentration of 0.1% by weight in homogenous materials for lead, hexavalent chromium, mercury, PBB, PBDE, DBP, BBP, DEHP, DIBP, and 0.01% for cadmium, or qualify for an exemption to these limits as defined in the Annexes of Directive 2011/65/EU (RoHS2). Finished electrical and electronic equipment products will be CE marked as required by Directive 2011/65/EU. Components may not be CE marked. Additionally, the part numbers that TE has identified as EU ELV compliant have a maximum concentration of 0.1% by weight in homogenous materials for lead, hexavalent chromium, and mercury, and 0.01% for cadmium, or qualify for an exemption to these limits as defined in the Annexes of Directive 2000/53/EC (ELV). Regarding the REACH Regulation, the information TE provides on SVHC in articles for this part number is based on the latest European Chemicals Agency (ECHA) 'Guidance on requirements for substances in articles' posted at this URL: <https://echa.europa.eu/guidance-documents/guidance-on-reach>

Compatible Parts



Also in the Series | AMPOWER





Power Contacts(1)



Quick Disconnects(1)



Rectangular Power Connectors(6)



Ring Terminals & Spade Terminals(141)



Splices(40)

Documents

Product Drawings

[TERMINAL,AMPOWER 2/0 1/2](#)

English

CAD Files

Customer View Model

[ENG_CVM_325405_R.3d_igs.zip](#)

English

Customer View Model

[ENG_CVM_325405_R.3d_stp.zip](#)

English

Customer View Model

[ENG_CVM_325405_R.2d_dxf.zip](#)

English

3D PDF

English

By downloading the CAD file I accept and agree to the [Terms and Conditions](#) of use.

Datasheets & Catalog Pages

[AMPOWER Terminals and Splices Flyer](#)

English

Product Specifications

[Application Specification](#)

English

Instruction Sheets

[Instruction Sheet \(U.S.\)](#)



English

[Agency Approvals](#)

[UL Report](#)

English